



Project acronym: SURE-Farm

Project no.: 727520

Start date of project: June 2017

Duration: 4 years

D7.2. Infographics delivered throughout the project

Work Performed by Partner 9, Universidad Politécnica de Madrid

(Contact: Bárbara Soriano and Alberto Garrido)

Due date	31th May 2021
Version/Date	First version, 28 th May 2021
Work Package	WP7
Task	T 7.3
Task lead	P9
Dissemination level	Public

INDEX

1	Kick-off infographic: SURE-Farm at a glance	3
2	SURE-Farm video presentation: What is SURE-Farm.....	4
3	Infographic to support the Policy Brief on Resilience Framework (D1.5).....	5
4	GIF to support the Policy Brief on farm demographics and impacts on farm structure (D3.3)6	
5	GIF to support the Policy brief on farmer adaptive behaviour and risk management in EU agriculture (D2.5).....	7
6	Infographic to support the business brief on opportunities for improved risk management for EU agriculture (D2.7).	8
7	Infographic to support the Policy brief on future farm demographics and structural change in selected regions of the EU (D3.6).	9
8	Infographic to support the Business Brief on shifting the focus from “more” to “more successful” generational renewal (D3.7)	10
9	GIF on policy options for resilience enhancing farm demographics (D3.9).....	11
10	GIF to support the policy brief with a critical analysis of how current policies constrain/enable resilient EU agriculture (D4.6)	12
11	Infographic to support the Policy Brief on principles for a resilience-enabling environment (D6.3) 13	
12	Infographic to support the policy brief on resilience of farming systems in the EU under current conditions and future scenarios (D5.7).....	14
13	Final video. SURE-Farm take-home messages	15
14	Final infographic: Key findings and recommendations to turn European farming systems more resilient and sustainable.	16

1 Kick-off infographic: SURE-Farm at a glance



Issue date: 06/10/2017

Available at SURE-Farm website:

https://www.surefarmproject.eu/wordpress/wp-content/uploads/2017/10/SURE-Farm_First-Infographic_V4.pdf

2 SURE-Farm video presentation: What is SURE-Farm



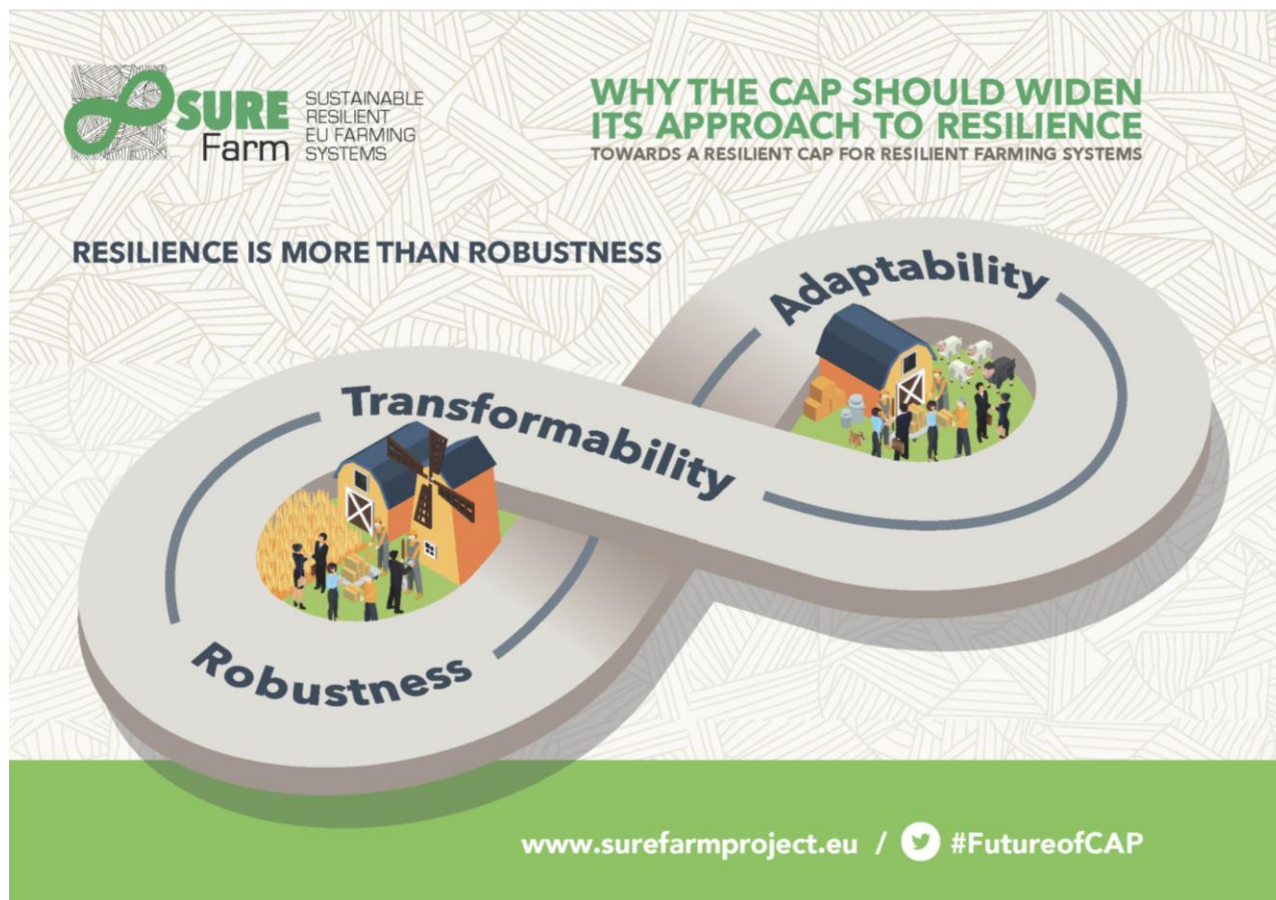
Issue date: 05/04/2018

Available at:

- o SURE-Farm website: <https://www.surefarmproject.eu/digital-materials/>
- o Youtube SURE-Farm account: <https://www.youtube.com/watch?v=dvK7gfSwpuY>

Subtitles translated into Bulgarian, Dutch, English, French, German, Italian, Polish, Romanian, Spanish.

3 Infographic to support the Policy Brief on Resilience Framework (D1.5)



Issue date: 04/06/2018

o Available at SURE-Farm website:

https://www.surefarmproject.eu/wordpress/wp-content/uploads/2018/06/Infographic_Policy-brief-Resilience-Framework.png

4 GIF to support the Policy Brief on farm demographics and impacts on farm structure (D3.3)



- Issue date: 02/09/2019
- Available at SURE-Farm website:

https://www.surefarmproject.eu/wordpress/wp-content/uploads/2019/09/GIF_Farm-demographics.gif

- 5 GIF to support the Policy brief on farmer adaptive behaviour and risk management in EU agriculture (D2.5).



- Issue date: 23/09/2019
- Available at SURE-Farm website:

https://www.surefarmproject.eu/wordpress/wp-content/uploads/2019/09/GIF_2.5-Policy-Brief-on-Risk-Management.gif

- 6 Infographic to support the business brief on opportunities for improved risk management for EU agriculture (D2.7).



- 🍃 Issue date: 11/12/2019
- 🍃 Available at SURE-Farm website:

https://www.surefarmproject.eu/wordpress/wp-content/uploads/2019/12/Business-Brief-on-improved-risk-management_Infographic-scaled.jpg

- 7 Infographic to support the Policy brief on future farm demographics and structural change in selected regions of the EU (D3.6).



- Issue date: 01/04/2020
- Available at SURE-Farm website:

<https://www.surefarmproject.eu/wordpress/wp-content/uploads/2020/04/Infographic-Farm-Demographics-scaled.jpg>

- 8 Infographic to support the Business Brief on shifting the focus from “more” to “more successful” generational renewal (D3.7)

Six questions to shifting the focus from more to more successful generational renewal in farming

 <p>1 WHAT DOES GENERATIONAL RENEWAL MEAN?</p> <p>Farm generational renewal includes intra- and extra-familial succession, hiring managers and labour, as well as newly created entities.</p>	 <p>2 IS A LACK OF SUCCESSORS OF FAMILY FARMS A KEY CONCERN FOR THE RESILIENCE OF FARMING SYSTEMS?</p> <p>More focus ought to be placed on the quality of succession rather than the quantity of successors.</p>
 <p>3 DOES AGRICULTURAL EDUCATION AND TRAINING HAVE A FUTURE?</p> <p>Improved and diversified lifelong education that is available to different groups of stakeholders plays a strong role in successful generational renewal.</p>	 <p>4 WHAT IS IMPORTANT FOR THE FARM TRANSFER PROCESS?</p> <p>Farm succession benefits greatly from timely and open communication and planning not only in regard to farm production, but to the legal and formal aspects of farm transfer.</p>
 <p>5 WHAT ARE ALTERNATIVE BUSINESS MODELS?</p> <p>Particularly for new entrants, minimising financial risk, through income outside of agriculture or a shared venture, and accessing niche markets are promising models to explore.</p>	 <p>6 HOW CAN YOUNG PEOPLE BE ATTRACTED TO WORK ON FARMS?</p> <p>Attracting young people to work in agriculture requires not only more outreach and flexibility from farms, but government investments into rural areas lacking in social services and decent infrastructure.</p>

- Issue date: 02/06/2020
- Available at SURE-Farm website

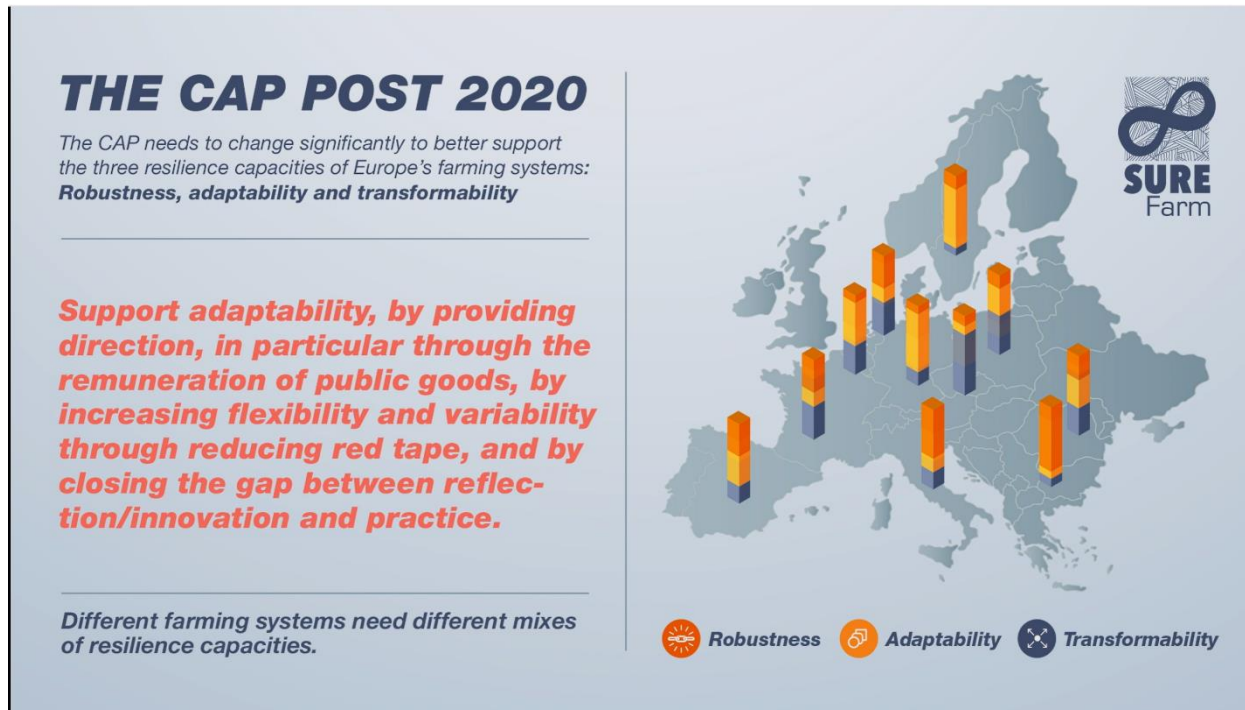
<https://www.surefarmproject.eu/wordpress/wp-content/uploads/2020/06/D3.7-Business-Brief-Infographic.pdf>

9 GIF on policy options for resilience enhancing farm demographics (D3.9)



- Issue date: 01/07/2020
- Available at SURE-Farm website:
 - <https://www.surefarmproject.eu/wordpress/wp-content/uploads/2020/07/GIF-D3.9.Farm-demographics.gif>

10 GIF to support the policy brief with a critical analysis of how current policies constrain/enable resilient EU agriculture (D4.6)

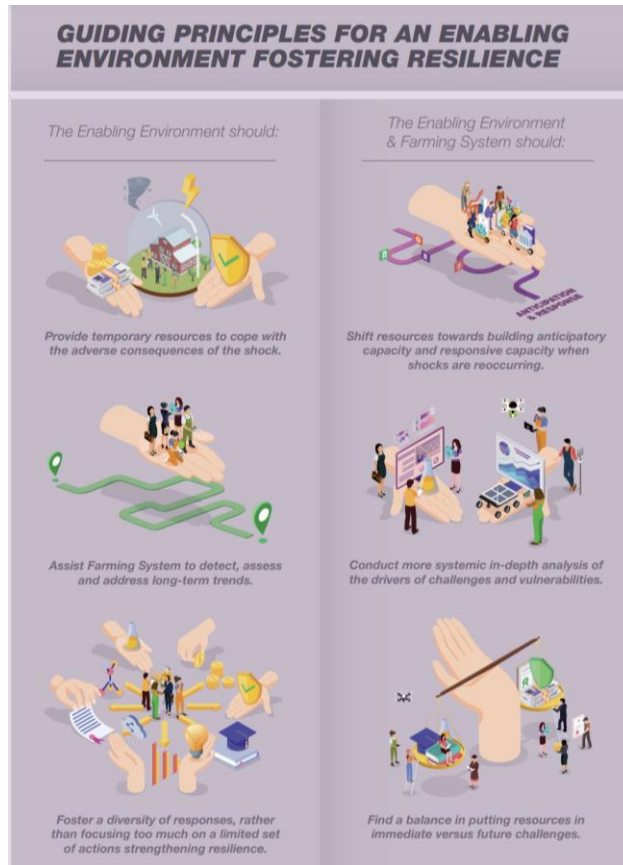


Issue date: 01/08/2020

Available at SURE-Farm website:

- <https://www.surefarmproject.eu/wordpress/wp-content/uploads/2020/08/GIF-D4.6-CAP-post2020.mp4>

11 Infographic to support the Policy Brief on principles for a resilience-enabling environment (D6.3)

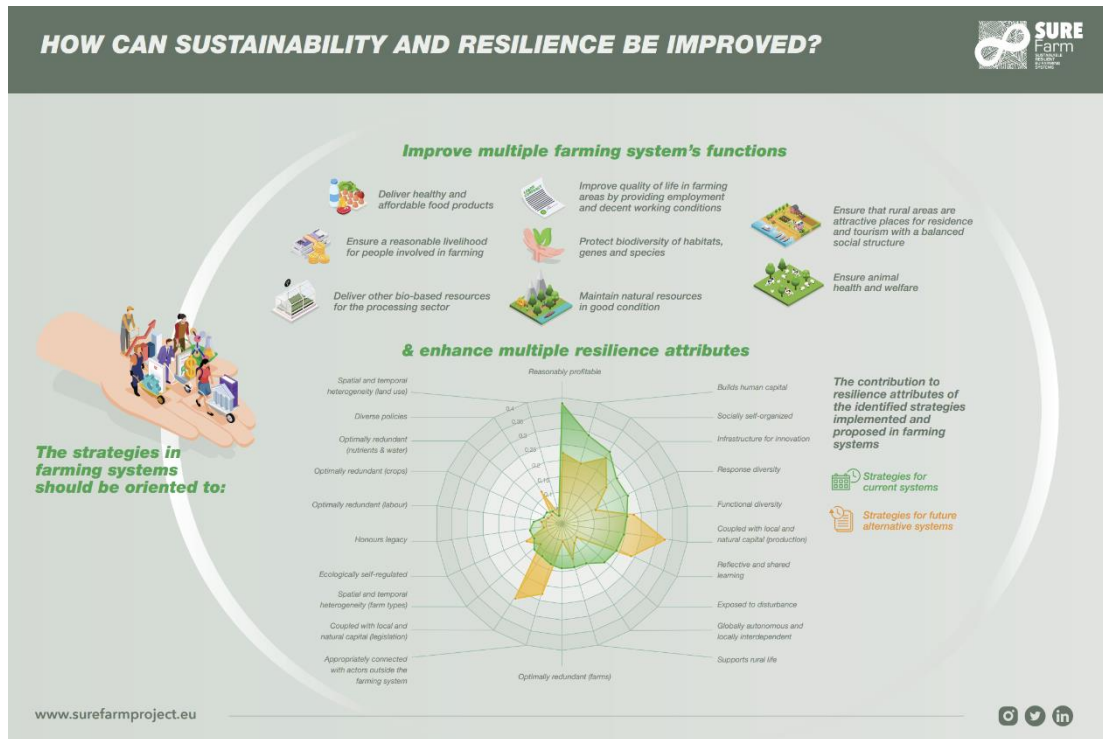


Issue date: 15/02/2021

Available at SURE-Farm website:

- <https://www.surefarmproject.eu/wordpress/wp-content/uploads/2021/02/D6.3-Infographic.pdf>

12 Infographic to support the policy brief on resilience of farming systems in the EU under current conditions and future scenarios (D5.7)




Issue date: 01/03/2021

Available at SURE-Farm website:

- <https://www.surefarmproject.eu/wordpress/wp-content/uploads/2021/03/D5.7-Policy-Brief-Infographic.pdf>

13 Final video. SURE-Farm take-home messages



Issue date: 18/05/2021

Available at:

- SURE-Farm website: <https://www.surefarmproject.eu/digital-materials/>
- YouTube account: <https://www.youtube.com/watch?v=wqmHI5eeJY>

14 Final infographic: Key findings and recommendations to turn European farming systems more resilient and sustainable.



Issue date: 28/05/2021

Available at SURE-Farm website:

<https://www.surefarmproject.eu/wordpress/wp-content/uploads/2021/05/Infographic-SURE-Farm-Take-home-messages.pdf>